Multiple District 18

As of October 2026 Cumulative

Year	New Clubs	Dropped Clubs	Gain/ Loss Clubs	New Members	Charter Members	Reinstate Members	Transfer Members	Total Member Added	Total Members Dropped	Gain/ Loss Members
2022-2023	1	16	-15	451	25	37	28	541	728	-187
2023-2024	1	9	-8	423	25	22	28	498	717	-219
2024-2025	1	11	-10	354	25	42	40	461	633	-172
2025-2026	6	9	-3	399	104	45	25	573	635	-62
2026-2027	0	0	0	135	4	7	3	149	175	-26
Average	**2**	**9**	**-7**	**352**	**37**	**31**	**25**	**444**	**578**	**-133**

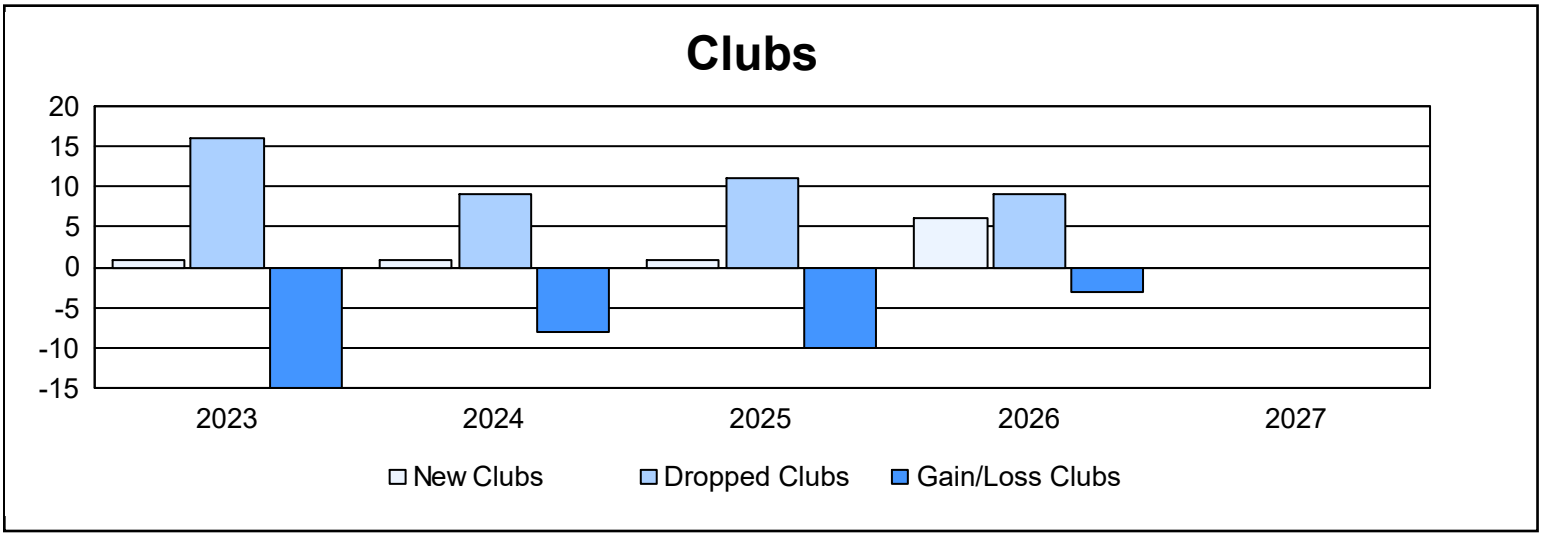

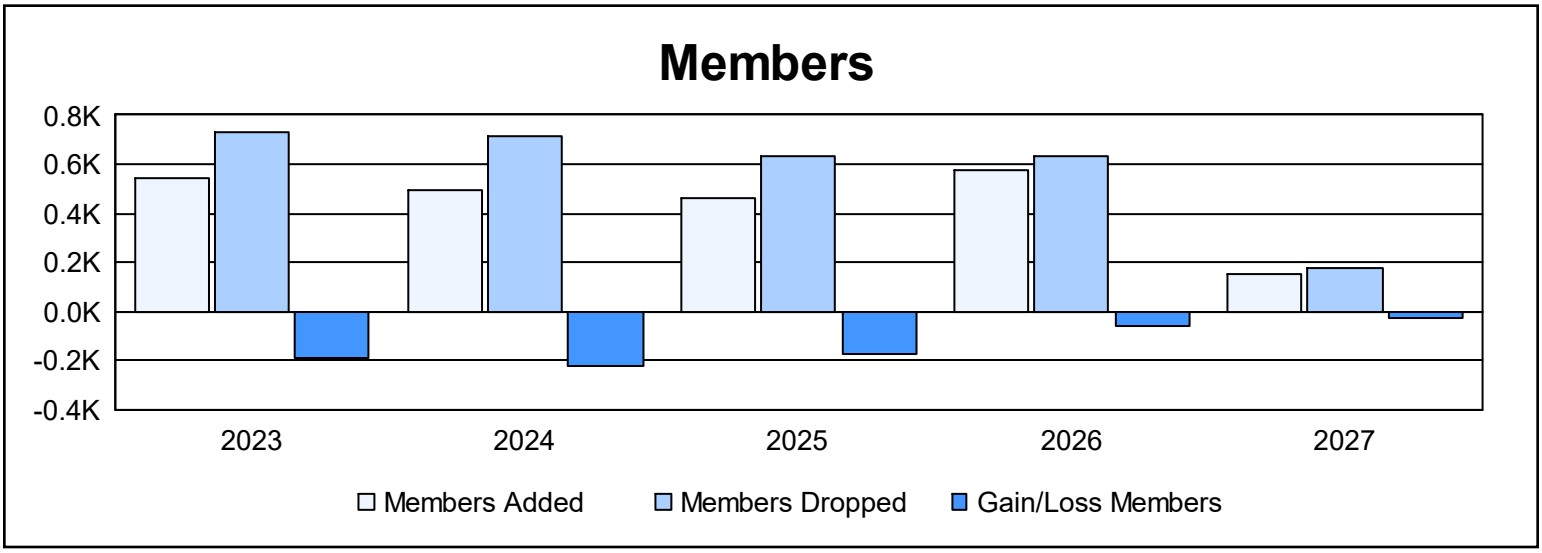

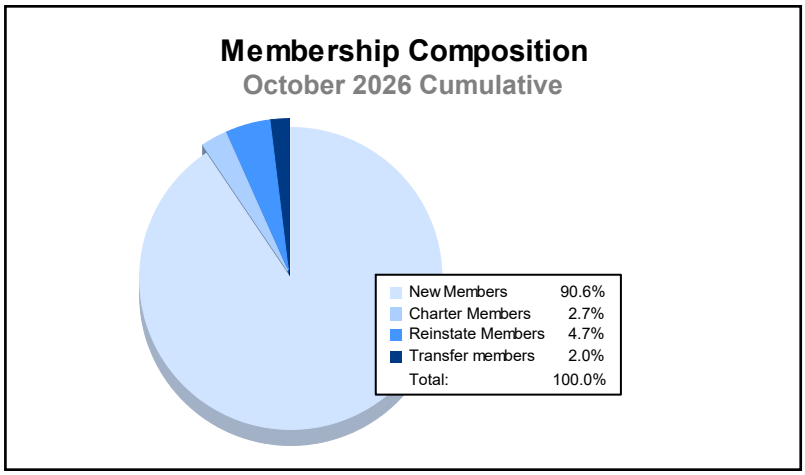
Membership Composition
October 2026 Cumulative
New Members 90.6%
Charter Members 2.7%
Reinstate Members 4.7%
Transfer members 2.0%
Total: 100.0%

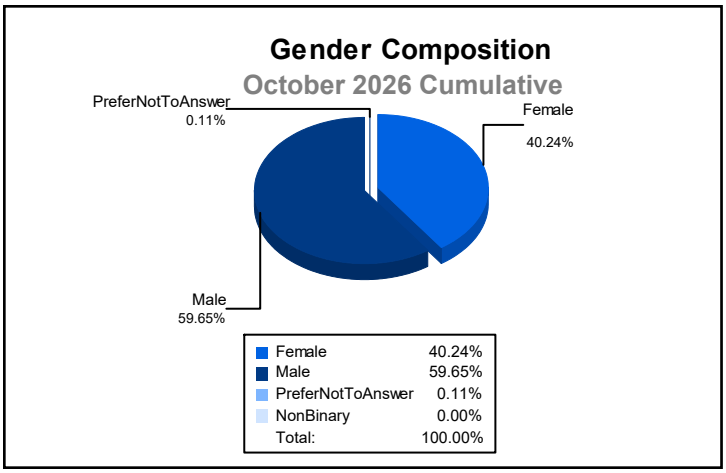
Gender Composition
October 2026 Cumulative
PreferNotToAnswer
0.11%
Female
40.24%
Male
59.65%
Female 40.24%
Male 59.65%
PreferNotToAnswer 0.11%
NonBinary 0.00%
Total: 100.00%